


# KCIA Student Services

Engagement, Demographics  
and Services



# **Services Highlight: Food Service**

# KCIA Food Services

## CEP



KCIA participates in the Community Eligibility Provision, which allows ***all*** students to eat breakfast and lunch free of charge

## FFVP



KCIA has received another Fresh Fruits and Vegetables program grant from DESE, which allows us to serve a fresh fruit/vegetable snack 2-3 times per week.

# Jo Jo's Catering

This is our first year with a new Food Service Management Company, Jo Jo's Catering. Jo Jo's contracts with several other charter schools in the Kansas City area and also owns the Westport Flea Market restaurant. Jo Jo's partnership has produced improvement in food quality, quantity of portions for students and communication between the school and vendor. Jo Jo's team consists of 4 on site workers with a team lead as well as managers that connect with the school on a frequent basis. KCIA has passed all required health inspections and its food service license is up to date and in good standing with the KCMO Health Department.



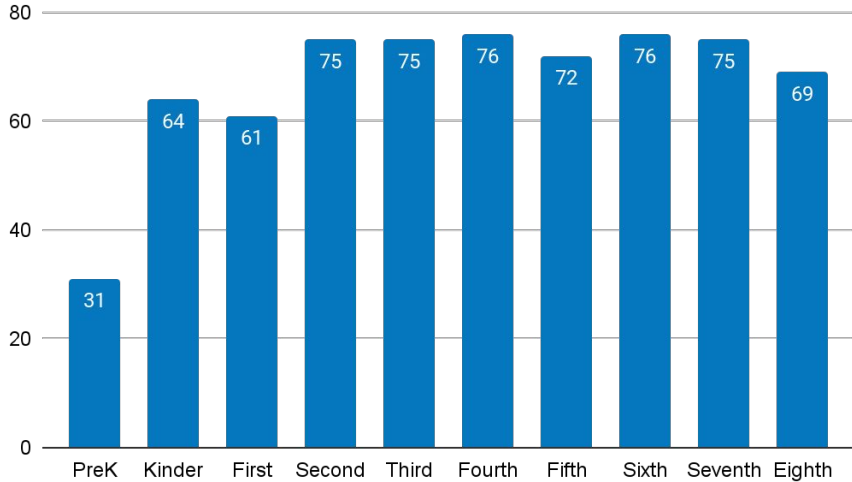
# **Engagement Measures**

# Enrollment

# KCIA Enrollment Update

Updated October 14, 2024

Enrollment by Grade



## Total Enrollment



**31**  
PreK @ DL



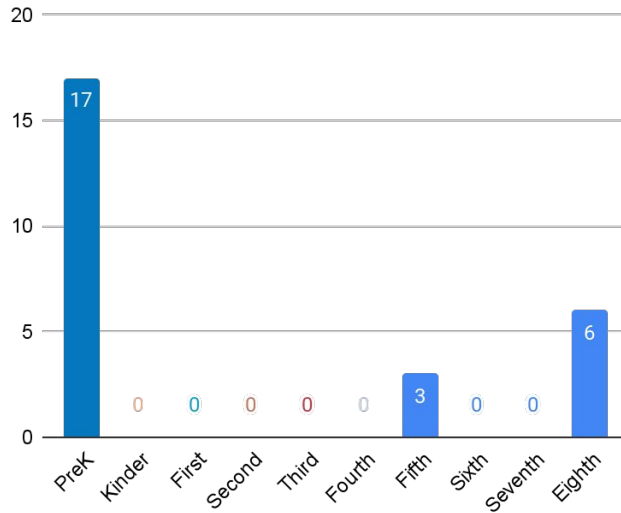
**643**  
K-8th

**674**  
Total PreK-8th

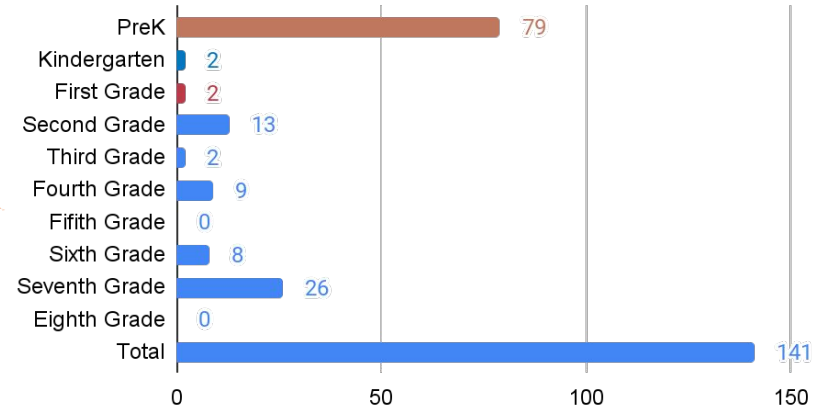
# Open Seats and Waitlist Count

Updated October 14, 2024

### KCIA Seat Availability



### Current Waitlist Count by Grade





# Attendance

# KCIA % Present Daily

Average % Present Daily—updated October 14, 2024

K-8th Grade

92.16%



Average % of student body present each day

Elementary

92.32%



Average % of K-4th graders present each day

Middle School

91.96%



Average % of 5th-8th graders present each day

# KCIA Tiered Report

Updated October 14, 2024

K-8 Tier 1

**70.46%**

K-8 Tier 2

**19.85%**

K-8 Tier 3

**9.69%**

## KCIA Attendance Tiers

The KCIA School-wide Attendance Plan analyzes student attendance data and prescribes intervention strategies in tiered levels. All students receive foundational strategies to encourage healthy attendance rates.

Tier 1 = attending at a rate of 90-100%

Tier 2= attending at a rate of 80-89%

Tier 3= attending at a rate below 80%

# Demographics

# Countries of Birth

KCIA students come from 31 countries. Currently 16% of our students are immigrants or refugees. Refugee students may belong to a nationality that is not the same as his/her birth country. Refugee families are often forced to flee their countries of nationality to the safety of a nearby refugee camp or evacuation point. Many of our students are born in refugee camps before arriving in the United States. For example, a student may have been born in Slovakia but his/her nationality is Somali.

Afghanistan Burundi Cameroon Central African Republic Chad Colombia Cuba Djibouti  
Egypt Eritrea Ethiopia Guatemala Honduras Iraq Kenya Malawi Myanmar Mexico  
Nicaragua Peru South Africa Slovakia Somalia Sudan El Salvador Syria  
Tanzania Thailand Turkey Uganda United States Vietnam Zaire

# Home Languages

KCIA families speak 20 languages. Both written and spoken home-school communication is routinely translated and provided as options for parents in addition to English communication.

Arabic	MaiMai	Burmese	English
French	Karen	Kinyarwanda	Marshallese
Dari	Pashto	Farsi	Somali
Spanish	Swahili	Kiswahili	Vietnamese
Mashaguli	Amharic	Oromo	Songolo

# Student Demographics

